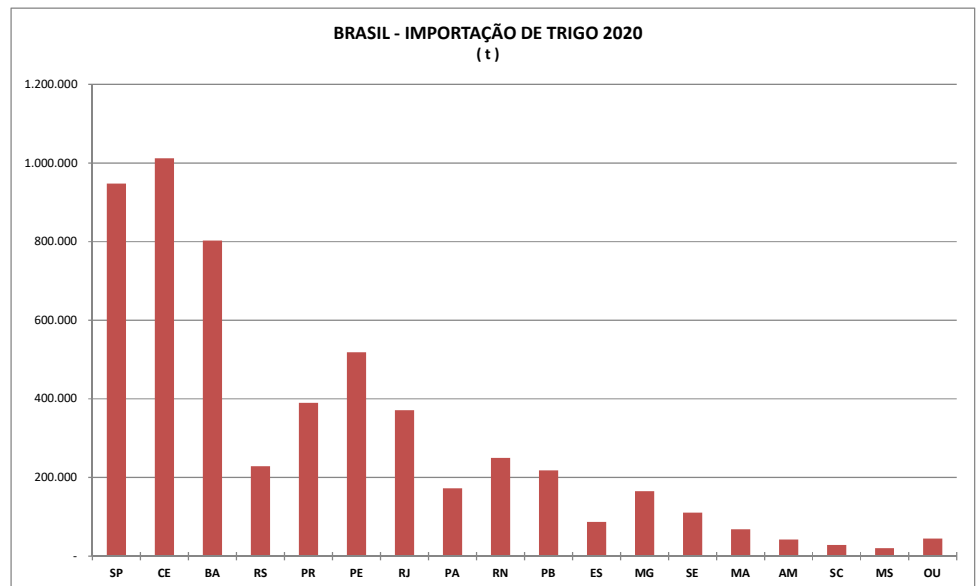


BRASIL - IMPORTAÇÃO DE TRIGO 2020 (POR ESTADO)													
(t)													
ESTADOS	JAN	FEV	MAR	ABR	MAI	JUN	JUL	AGO	SET	OUT	NOV	DEZ	TOTAL
AMAZONAS													
- Volume (Ton/Liq)	9.500,00	12.000,00	11.650,00			9.000,00							42.150,00
- Valor - Fob (Us\$/Mil)	1.827,23	2.420,90	2.343,01			1.959,76							8.550,91
- Preço Médio (Us\$/Ton)	192,34	201,74	201,12			217,75							202,87
BAHIA													
- Volume (Ton/Liq)	92.392,63	102.024,01	75.035,28	94.614,22	43.289,58	59.532,72	59.708,15	82.110,22	94.047,78	99.997,17			802.751,74
- Valor - Fob (Us\$/Mil)	17.823,18	21.169,74	15.979,31	20.736,15	9.917,32	13.738,75	13.503,60	17.785,25	20.434,79	22.204,40			173.292,49
- Preço Médio (Us\$/Ton)	192,91	207,50	212,96	219,17	229,09	230,78	226,16	216,60	217,28	222,05			215,87
CEARÁ													
- Volume (Ton/Liq)	94.193,02	55.426,41	86.977,34	122.669,74	123.856,00	44.503,73	143.584,51	100.709,70	122.142,99	118.070,01			1.012.133,44
- Valor - Fob (Us\$/Mil)	17.642,98	10.902,61	17.038,25	24.873,64	26.915,23	10.140,84	32.349,07	22.035,35	26.376,00	25.806,61			214.080,57
- Preço Médio (Us\$/Ton)	187,31	196,70	195,89	202,77	217,31	227,86	225,30	218,80	215,94	218,57			211,51
ESPIRITO SANTO													
- Volume (Ton/Liq)	15.280,50	30,00	16.175,00	16.500,00		21.000,00		17.500,00					86.485,50
- Valor - Fob (Us\$/Mil)	2.972,24	16,96	3.384,40	3.942,78		4.900,90		3.693,64					18.910,93
- Preço Médio (Us\$/Ton)	194,51	565,27	209,24	238,96		233,38		211,07					218,66
MARANHÃO													
- Volume (Ton/Liq)	5.000,00	5.930,00	7.500,00	6.500,00	6.500,00	7.000,00	6.748,84	8.699,92	8.500,00	5.938,99			68.317,75
- Valor - Fob (Us\$/Mil)	910,89	1.149,09	1.588,77	1.341,17	1.478,48	1.635,28	1.603,74	2.085,28	1.783,37	1.542,69			15.118,76
- Preço Médio (Us\$/Ton)	182,18	193,78	211,84	206,33	227,46	233,61	237,63	239,69	209,81	259,76			221,30
MATO GROSSO DO SUL													
- Volume (Ton/Liq)	4.200,00	7.491,01	3.300,00						1.000,00	4.500,00			20.491,01
- Valor - Fob (Us\$/Mil)	828,74	1.494,21	649,94						200,00	926,00			4.098,89
- Preço Médio (Us\$/Ton)	197,32	199,47	196,95						200,00	205,78			200,03
MINAS GERAIS													
- Volume (Ton/Liq)	39.630,50	18.500,00	38.425,00	16.500,00	16.513,25	14.000,00	5.000,00	16.630,00					165.198,75
- Valor - Fob (Us\$/Mil)	7.642,76	3.678,63	8.669,80	3.944,07	3.874,98	3.216,13	1.067,05	3.559,18					35.652,58
- Preço Médio (Us\$/Ton)	192,85	198,84	225,63	239,03	234,66	229,72	213,41	214,02					215,82
PARÁ													
- Volume (Ton/Liq)	28.000,00	16.800,00	10.700,00	34.720,00	18.094,10	21.883,00	10.000,00	21.000,00	11.000,00				172.197,10
- Valor - Fob (Us\$/Mil)	5.330,09	3.371,46	2.148,95	7.283,55	4.094,47	4.988,00	2.434,43	4.825,92	2.489,17				36.966,03
- Preço Médio (Us\$/Ton)	190,36	200,68	200,84	209,78	226,29	227,94	243,44	229,81	226,29				214,67
PARAÍBA													
- Volume (Ton/Liq)	10.000,00	26.000,00	14.000,00	35.785,65	8.000,00	24.524,46	31.582,58	19.000,00	14.000,00	34.747,07			217.639,76
- Valor - Fob (Us\$/Mil)	1.901,12	5.172,46	2.705,17	7.107,01	1.617,70	5.447,98	7.127,87	3.829,55	3.204,05	7.462,58			45.575,48
- Preço Médio (Us\$/Ton)	190,11	198,94	193,23	198,60	202,21	222,14	225,69	201,56	228,86	214,77			209,41
PARANÁ													
- Volume (Ton/Liq)	15.090,00	16.443,72	14.330,62	137.925,40	41.028,10	9.806,00	75.892,32	29.903,62	34.616,50	14.436,57			389.472,84
- Valor - Fob (Us\$/Mil)	3.098,22	3.378,86	3.037,79	28.951,52	9.295,86	2.155,71	15.237,01	6.590,81	7.588,31	3.005,14			82.339,22
- Preço Médio (Us\$/Ton)	205,32	205,48	211,98	209,91	226,57	219,84	200,77	220,40	219,21	208,16			211,41
PERNAMBUCO													
- Volume (Ton/Liq)	37.550,00	56.650,88	81.524,00	58.062,00	28.161,90	55.808,00	54.925,76	66.388,44	51.606,82	27.750,17			518.427,97
- Valor - Fob (Us\$/Mil)	7.050,78	11.808,79	16.968,73	12.684,31	6.189,63	12.630,15	12.517,57	14.816,07	10.904,61	6.357,15			111.927,78
- Preço Médio (Us\$/Ton)	187,77	208,45	208,14	218,46	219,79	226,31	227,90	223,17	211,30	229,09			215,90
PIAUI													
- Volume (Ton/Liq)	1.454,71	1.413,35	6.437,61	7.008,53	600,07	603,17	3.613,31	20.961,11	1.209,07	1.520,27			44.821,20
- Valor - Fob (Us\$/Mil)	393,65	360,18	1.397,65	1.456,84	182,33	179,78	871,47	5.120,38	360,18	460,11			10.782,56
- Preço Médio (Us\$/Ton)	270,61	254,84	217,11	207,87	303,84	298,06	241,18	244,28	297,90	302,65			240,57
RIO DE JANEIRO													
- Volume (Ton/Liq)	70.260,00	27.197,00	63.252,65	23.739,00	34.381,00	17.500,00	28.500,00	52.375,82	11.690,00	41.700,00			370.595,47
- Valor - Fob (Us\$/Mil)	13.422,89	5.562,33	12.702,95	4.807,76	7.343,92	4.113,36	6.756,40	11.849,09	2.768,50	9.574,28			78.901,47
- Preço Médio (Us\$/Ton)	191,05	204,52	200,83	202,53	213,60	235,05	237,07	226,23	236,83	229,60			212,90
RIO GRANDE DO NORTE													
- Volume (Ton/Liq)	35.800,00	32.000,00	25.500,00	15.000,00	11.000,00	27.443,00	31.534,48	7.000,00	40.201,38	24.000,00			249.478,87
- Valor - Fob (Us\$/Mil)	7.192,07	5.943,65	5.002,70	3.017,96	2.440,95	6.045,73	7.053,24	1.548,15	8.454,42	5.328,40			52.027,25
- Preço Médio (Us\$/Ton)	200,90	185,74	196,18	201,20	221,90	220,30	223,67	221,16	210,30	222,02			208,54

BRASIL - IMPORTAÇÃO DE TRIGO 2020 (POR ESTADO)													
(t)													
ESTADOS	JAN	FEV	MAR	ABR	MAI	JUN	JUL	AGO	SET	OUT	NOV	DEZ	TOTAL
RIO GRANDE DO SUL													
- Volume (Ton/Liq)	27.398,53	60.280,00	29.990,00	105.298,36		110,00	550,00	1.552,00	1.952,00	1.572,50			228.703,39
- Valor - Fob (Us\$/Mil)	5.784,71	12.342,87	6.674,31	23.261,14		22,77	112,20	318,26	399,16	326,24			49.241,65
- Preço Médio (Us\$/Ton)	211,13	204,76	222,55	220,91		207,00	204,00	205,07	204,49	207,47			215,31
SANTA CATARINA													
- Volume (Ton/Liq)	2.000,00	1.094,66			21.314,64	1.250,00			1.175,50	1.164,50			27.999,30
- Valor - Fob (Us\$/Mil)	407,00	222,60			4.725,75	284,26			259,24	230,61			6.129,45
- Preço Médio (Us\$/Ton)	203,50	203,35			221,71	227,41			220,53	198,03			218,91
SÃO PAULO													
- Volume (Ton/Liq)	132.574,00	82.804,16	144.934,22	73.504,00	94.105,39	86.775,00	57.496,80	118.486,00	36.697,05	120.438,14			947.814,76
- Valor - Fob (Us\$/Mil)	26.243,27	16.956,56	33.449,78	16.931,64	21.453,57	20.808,09	13.550,89	28.634,43	8.917,99	29.370,17			216.316,38
- Preço Médio (Us\$/Ton)	197,95	204,78	230,79	230,35	227,97	239,79	235,68	241,67	243,02	243,86			228,23
SERGIPE													
- Volume (Ton/Liq)	27.499,33		26.250,00		20.000,00				36.701,30				110.450,63
- Valor - Fob (Us\$/Mil)	5.497,14		6.491,46		4.666,21				8.965,43				25.620,23
- Preço Médio (Us\$/Ton)	199,90		247,29		233,31				244,28				231,96
TOTAL													
- Volume (Ton/Liq).	647.823,22	522.085,19	655.981,72	747.826,89	466.844,03	400.739,07	509.136,74	562.316,83	466.540,39	495.835,38			5.475.129,46
- Valor - Fob (Us\$/Mil).	125.968,95	105.951,87	140.232,96	160.339,52	104.196,38	92.267,49	114.184,53	126.691,35	103.105,20	112.594,37			1.185.532,61
- Preço Médio (Us\$/Ton).	194,45	202,94	213,78	214,41	223,19	230,24	224,27	225,30	221,00	227,08			216,53

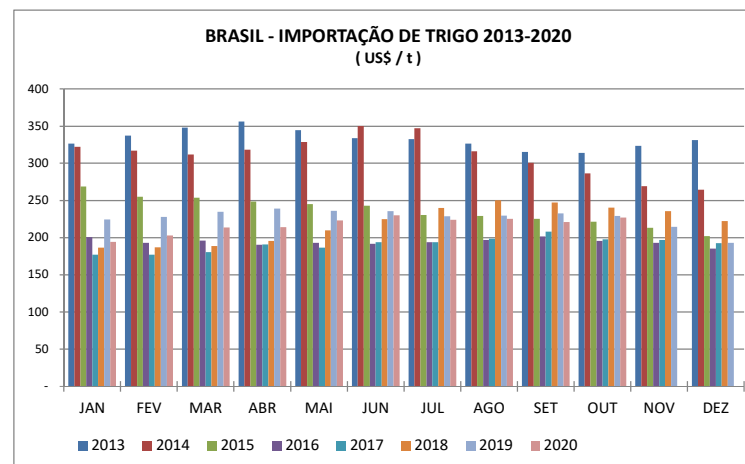
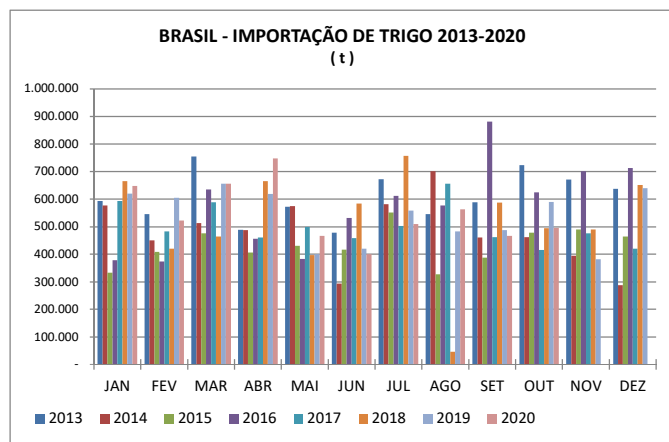
Fonte: MDIC

ESTADO	SIGLA	t	%
São Paulo	SP	947.814,76	17,31
Ceará	CE	1.012.133,44	18,49
Bahia	BA	802.751,74	14,66
Rio Grande Do Sul	RS	228.703,39	4,18
Paraná	PR	389.472,84	7,11
Pernambuco	PE	518.427,97	9,47
Rio De Janeiro	RJ	370.595,47	6,77
Pará	PA	172.197,10	3,15
Rio Grande do Norte	RN	249.478,87	4,56
Paraíba	PB	217.639,76	3,98
Espírito Santo	ES	86.485,50	1,58
Minas Gerais	MG	165.198,75	3,02
Sergipe	SE	110.450,63	2,02
Maranhão	MA	68.317,75	1,25
Amazonas	AM	42.150,00	0,77
Santa Catarina	SC	27.999,30	0,51
Mato Grosso do Sul	MS	20.491,01	0,37
Outros	OU	44.821,20	0,82
TOTAL		5.475.129,46	100,00



BRASIL - IMPORTAÇÃO DE TRIGO 2013 - 2020													
(t)													
ANO / MÊS	JAN	FEV	MAR	ABR	MAI	JUN	JUL	AGO	SET	OUT	NOV	DEZ	TOTAL
2013													
TONELADA	593.379,31	546.015,02	755.255,47	488.859,97	572.662,25	478.487,30	672.687,49	545.707,19	589.110,35	722.927,83	670.930,17	637.248,41	7.273.270,75
MIL US\$	193.771,35	184.323,73	262.881,59	174.093,22	197.348,21	159.834,85	223.627,02	178.251,47	185.766,20	226.887,60	216.987,79	211.040,47	2.414.813,51
US\$ / TON	326,56	337,58	348,07	356,12	344,62	334,04	332,44	326,64	315,33	313,85	323,41	331,17	332,01
2014													
TONELADA	576.374,76	449.811,27	512.631,83	487.992,21	574.689,50	293.190,01	581.544,76	701.814,44	461.086,94	461.814,31	394.653,67	287.188,17	5.782.791,85
MIL US\$	185.726,47	142.573,20	159.993,11	155.263,22	188.813,07	102.679,02	201.746,45	222.137,32	138.745,83	132.350,29	106.303,29	75.981,60	1.812.312,88
US\$ / TON	322,23	316,96	312,10	318,17	328,55	350,21	346,91	316,52	300,91	286,59	269,36	264,57	313,40
2015													
TONELADA	332.485,15	409.153,30	475.844,23	406.457,22	430.511,81	416.593,67	551.295,60	327.408,41	387.872,43	477.990,14	490.420,14	464.404,17	5.170.436,28
MIL US\$	89.454,81	104.383,05	120.739,08	101.115,81	105.664,11	101.228,21	126.945,95	75.117,43	87.443,43	105.879,71	104.571,66	93.930,88	1.216.474,11
US\$ / TON	269,05	255,12	253,74	248,77	245,44	242,99	230,27	229,43	225,44	221,51	213,23	202,26	235,27
2016													
TONELADA	378.442,68	373.632,90	634.977,18	455.982,41	383.326,12	531.749,72	611.430,31	576.418,71	881.234,01	624.550,64	700.747,88	713.717,91	6.866.210,46
MIL US\$	76.048,93	72.241,31	124.406,75	86.869,14	74.116,96	102.033,30	118.699,65	113.508,07	177.663,55	122.178,31	135.298,46	132.300,48	1.335.364,90
US\$ / TON	200,95	193,35	195,92	190,51	193,35	191,88	194,13	196,92	201,61	195,63	193,08	185,37	194,48
2017													
TONELADA	593.333,91	482.499,98	588.118,10	460.874,16	499.364,74	457.944,18	502.570,62	656.011,24	461.941,82	415.637,50	476.206,99	420.822,99	6.015.326,22
MIL US\$	105.056,33	85.354,93	106.219,68	88.101,59	93.168,17	88.714,35	97.591,28	130.313,54	96.112,91	82.213,63	93.817,72	81.036,59	1.147.700,72
US\$ / TON	177,06	176,90	180,61	191,16	186,57	193,72	194,18	198,65	208,06	197,80	197,01	192,57	190,80
2018													
TONELADA	665.968,71	420.465,52	464.226,79	665.672,36	397.503,96	584.921,31	757.552,41	46.502,05	587.328,84	494.357,56	490.028,22	652.293,59	6.226.821,33
MIL US\$	124.318,80	78.587,80	87.732,02	130.238,57	83.514,57	131.670,38	181.929,13	9.685,54	145.431,33	118.886,16	115.534,96	145.183,60	1.352.712,86
US\$ / TON	186,67	186,91	188,99	195,65	210,10	225,11	240,15	250,11	247,61	240,49	235,77	222,57	217,24
2019													
TONELADA	620.414,24	604.738,33	655.531,38	618.788,14	400.781,06	419.735,46	558.419,42	482.601,10	488.254,86	589.813,46	381.692,40	639.730,69	6.460.500,53
MIL US\$	139.342,86	137.878,73	153.860,95	148.150,14	94.657,29	98.861,40	127.839,56	110.745,30	113.738,53	135.273,15	81.971,25	123.705,32	1.466.024,46
US\$ / TON	224,60	228,00	234,71	239,42	236,18	235,53	228,93	229,48	232,95	229,35	214,76	193,37	226,92
2020													
TONELADA	647.823,22	522.085,19	655.981,72	747.826,89	466.844,03	400.739,07	509.136,74	562.316,83	466.540,39	495.835,38			5.475.129,46
MIL US\$	125.968,95	105.951,87	140.232,96	160.339,52	104.196,38	92.267,49	114.184,53	126.691,35	103.105,20	112.594,37			1.185.532,61
US\$ / TON	194,45	202,94	213,78	214,41	223,19	230,24	224,27	225,30	221,00	227,08			216,53

Fonte: MDIC



BRASIL - IMPORTAÇÃO DE TRIGO 2013 - 2020

(t)

ANO / MÊS	JAN	FEV	MAR	ABR	MAI	JUN	JUL	AGO	SET	OUT	NOV	DEZ	TOTAL ACUMULADO
2013													
TONELADA	593.379,31	546.015,02	755.255,47	488.859,97	572.662,25	478.487,30	672.687,49	545.707,19	589.110,35	722.927,83	670.930,17	637.248,41	7.273.270,75
MIL US\$	193.771,35	184.323,73	262.881,59	174.093,22	197.348,21	159.834,85	223.627,02	178.251,47	185.766,20	226.887,60	216.987,79	211.040,47	2.414.813,51
US\$ / TON	326,56	337,58	348,07	356,12	344,62	334,04	332,44	326,64	315,33	313,85	323,41	331,17	332,01
2014													
TONELADA	576.374,76	449.811,27	512.631,83	487.992,21	574.689,50	293.190,01	581.544,76	701.814,44	461.086,94	461.814,31	394.653,67	287.188,17	5.782.791,85
MIL US\$	185.726,47	142.573,20	159.993,11	155.263,22	188.813,07	102.679,02	201.746,45	222.137,32	138.745,83	132.350,29	106.303,29	75.981,60	1.812.312,88
US\$ / TON	322,23	316,96	312,10	318,17	328,55	350,21	346,91	316,52	300,91	286,59	269,36	264,57	313,40
2015													
TONELADA	332.485,15	409.153,30	475.844,23	406.457,22	430.511,81	416.593,67	551.295,60	327.408,41	387.872,43	477.990,14	490.420,14	464.404,17	5.170.436,28
MIL US\$	89.454,81	104.383,05	120.739,08	101.115,81	105.664,11	101.228,21	126.945,95	75.117,43	87.443,43	105.879,71	104.571,66	93.930,88	1.216.474,11
US\$ / TON	269,05	255,12	253,74	248,77	245,44	242,99	230,27	229,43	225,44	221,51	213,23	202,26	235,27
2016													
TONELADA	378.442,68	373.632,90	634.977,18	455.982,41	383.326,12	531.749,72	611.430,31	576.418,71	881.234,01	624.550,64	700.747,88	713.717,91	6.866.210,46
MIL US\$	76.048,93	72.241,31	124.406,75	86.869,14	74.116,96	102.033,30	118.699,65	113.508,07	177.663,55	122.178,31	135.298,46	132.300,48	1.335.364,90
US\$ / TON	200,95	193,35	195,92	190,51	193,35	191,88	194,13	196,92	201,61	195,63	193,08	185,37	194,48
2017													
TONELADA	593.333,91	482.499,98	588.118,10	460.874,16	499.364,74	457.944,18	502.570,62	656.011,24	461.941,82	415.637,50	476.206,99	420.822,99	6.015.326,22
MIL US\$	105.056,33	85.354,93	106.219,68	88.101,59	93.168,17	88.714,35	97.591,28	130.313,54	96.112,91	82.213,63	93.817,72	81.036,59	1.147.700,72
US\$ / TON	177,06	176,90	180,61	191,16	186,57	193,72	194,18	198,65	208,06	197,80	197,01	192,57	190,80
2018													
TONELADA	665.968,71	420.465,52	464.226,79	665.672,36	397.503,96	584.921,31	757.552,41	46.502,05	587.328,84	494.357,56	490.028,22	652.293,59	6.226.821,33
MIL US\$	124.318,80	78.587,80	87.732,02	130.238,57	83.514,57	131.670,38	181.929,13	9.685,54	145.431,33	118.886,16	115.534,96	145.183,60	1.352.712,86
US\$ / TON	186,67	186,91	188,99	195,65	210,10	225,11	240,15	250,11	247,61	240,49	235,77	222,57	217,24
2019													
TONELADA	620.414,24	604.738,33	655.531,38	618.788,14	400.781,06	419.735,46	558.419,42	482.601,10	488.254,86	589.813,46	381.692,40	639.730,69	6.460.500,53
MIL US\$	139.342,86	137.878,73	153.860,95	148.150,14	94.657,29	98.861,40	127.839,56	110.745,30	113.738,53	135.273,15	81.971,25	123.705,32	1.466.024,46
US\$ / TON	224,60	228,00	234,71	239,42	236,18	235,53	228,93	229,48	232,95	229,35	214,76	193,37	226,92
2020													
TONELADA	647.823,22	522.085,19	655.981,72	747.826,89	466.844,03	400.739,07	509.136,74	562.316,83	466.540,39	495.835,38			5.475.129,46
MIL US\$	125.968,95	105.951,87	140.232,96	160.339,52	104.196,38	92.267,49	114.184,53	126.691,35	103.105,20	112.594,37			1.185.532,62
US\$ / TON	194,45	202,94	213,78	214,41	223,19	230,24	224,27	225,30	221,00	227,08			216,53

Fonte: MDIC